



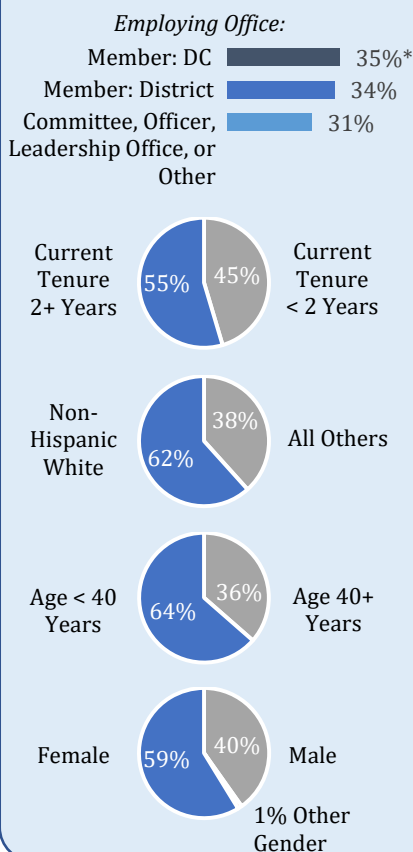
Congressional Climate Survey

Results for the U.S. House of Representatives, 117th Congress

Background

The Congressional Accountability Act of 1995 Reform Act requires the Office of Congressional Workplace Rights (OCWR) to conduct a workplace climate survey with special inclusion of attitudes regarding sexual harassment. This report summarizes findings from an online survey for the U.S. House of Representatives.

The survey was administered online from September 14 to November 27, 2022. A total of 1,504 employees and Members (10%) responded, for a margin of error of ± 2.4 percentage points. Key respondent characteristics include:

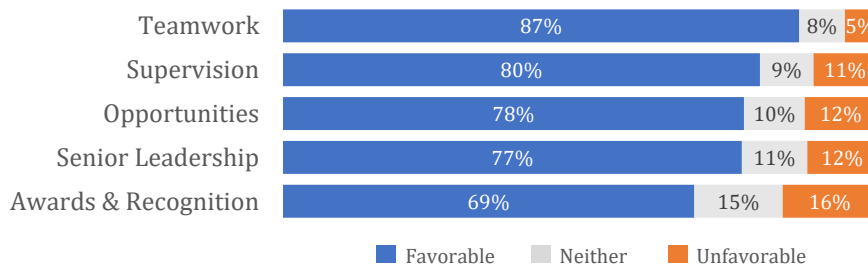


† Executive branch average from the 2022 OPM Federal Employee Viewpoint Survey.

* Rounded so the total equals 100%.

Workplace Climate

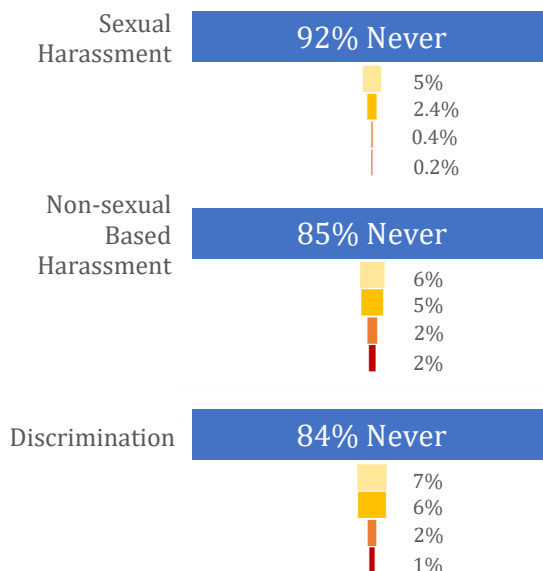
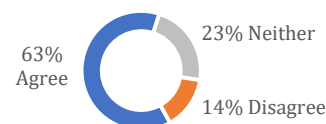
Across five key aspects of workplace climate, **78%** on average view the climate as favorable and **11%** view the climate as unfavorable.



Across ten items, the House climate is on average 9 percentage points more favorable than the benchmark,[†] including 21 points higher on the integrity of senior leaders and elected officials (81% favorable) and 22 points higher on involvement in decisions (72% favorable).

Harassment and Discrimination

63% of respondents agree that over the last two years senior leaders have taken steps to address issues of harassment, discrimination, and retaliation.



92% of respondents indicate never personally experiencing sexual harassment, **85%** indicate never personally experiencing other forms of harassment, and **84%** indicate never personally experiencing discrimination in the last year.

Legend: Rarely, Occasionally, Often, Very Frequently

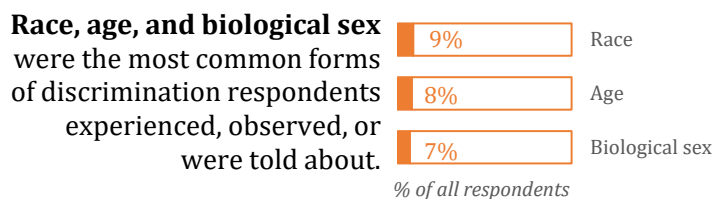


Congressional Climate Survey

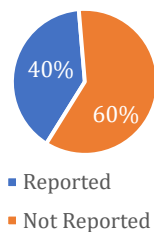
Results for the U.S. House of Representatives, 117th Congress

Details of Incidents

Those who experienced, observed, or were told about harassment most often indicated the incidents were **verbal** in nature.



Of those who experienced, witnessed, or heard about incidents of sexual harassment, non-sexual based harassment, or discrimination, **40%** reported.

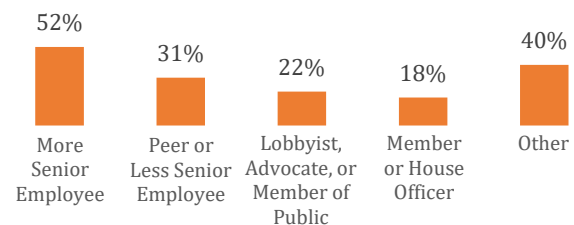


37% of non-reporters did not believe the incident was serious enough to report.

91% of respondents believe that reports of harassment or discrimination would be taken seriously by their Office.

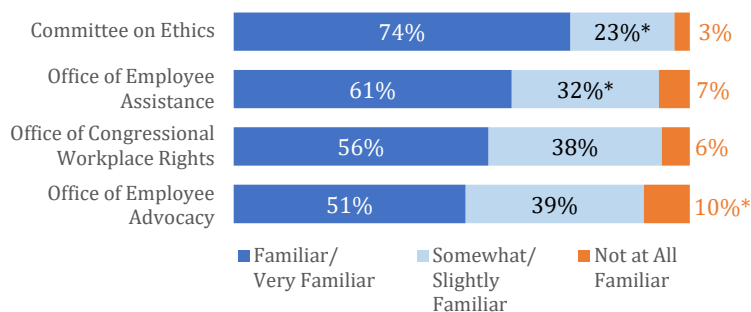
Sexual harassment, non-sexual based harassment, and discrimination that respondents experienced, witnessed, or were told about were most frequently committed by **more senior employees**.

Note: Respondents could select more than one.

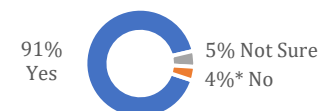


Harassment and Discrimination Awareness

Overall, **99%** are at least slightly familiar with one or more of the Offices that assist employees with reporting and addressing incidents; respondents are most familiar with the Committee on Ethics.



91% of respondents agree that they know their rights and responsibilities related to harassment and discrimination.



84% agree that they know how to report an incident of harassment or discrimination.

